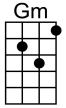
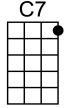
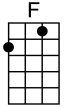
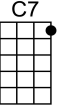


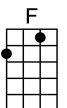
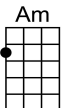
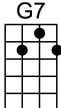
# Always

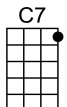
Music & Words: Irving Berlin (1925)

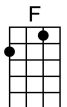
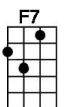
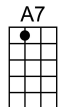
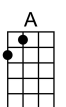
Arranged by: Ron Chamberlin

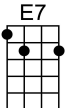
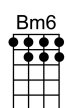
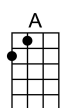
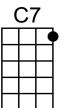
This beautiful old love song is easy to play with a little practice. If you have trouble barring the Bm6 in the third line with your index and middle fingers, try it using your middle and ring fingers. Since your ring finger is shorter than your middle finger it may be easier. The F, E, Eb progression of chords following the phrase "Days may not be fair, always" can be omitted. You can play through these beats using the F7 chord, however it was this great series of chords, remembered from the old piano score, that prompted this arrangement. When you do include them don't lift your fingers off the strings between chord changes just release the pressure and slide from one chord to the next.

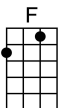
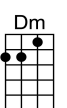
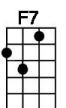
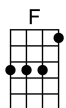
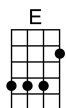
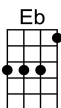
**3/4 Time - INTRO:**  / /  / /  / /  / /

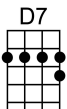
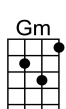
 / / / / / / / / / /    
**I'll be loving you, al - ways,**


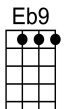
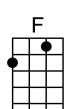
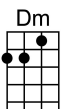
 / /  / /  / / / / / /  
**With a love that's true, al - ways.**

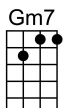
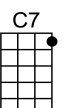
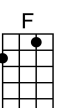
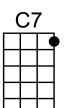
 / / / / / /   / /  / /  
**When the things you've planned, need a helping hand,**

 / /  / /  / / / /  / /  
**I will under - stand, al - ways, al - ways.**

 / /  / /  / /     
**Days may not be fair, al - ways,**

 / / / / / /  / / / / / /  
**That's when I'll be there, al - ways,**

 / /  / /  / /  / /  
**Not for just an hour, Not for just a day,**

 / /  / /  / / (  / / repeat song )  
**Not for just a year, but al - ways.**